

5° & 6° PRIMARY EDUCATION

# Nobody's Perfect



## INDEX



### BEFORE THE PERFORMANCE...

<b>SESSION 1: SYNOPSIS AND CHARACTERS</b>	<b>3</b>
ACTIVITY 1. THE SYNOPSIS	
ACTIVITY 2. ASKING FOR AND GIVING DIRECTIONS	
ACTIVITY 3. GETTING TO KNOW THE CHARACTERS	
<b>SESSION 2: UNDERSTANDING THE PLAY</b>	<b>9</b>
ACTIVITY 1. GIVING INSTRUCTIONS	
ACTIVITY 2. LEARNING THE VOCABULARY!	
ACTIVITY 3. THE SONG "LET'S FEEL THE BEAT"	
<b>SESSION 3: THE ENDING</b>	<b>14</b>
ACTIVITY 1. SAYING "SORRY"	
ACTIVITY 2. WHAT'S NEXT?	
ACTIVITY 3. ROLE PLAYS	



### AFTER THE PERFORMANCE...

<b>SESSION 4: EXPRESS YOURSELF!</b>	<b>18</b>
ACTIVITY 1. THE END OF THE PLAY AND YOUR IMPRESSIONS	
ACTIVITY 2. THE PLAY IN GENERAL	
ACTIVITY 3. THE SONG "NOBODY'S PERFECT"	



## SESSION 1: SYNOPSIS AND CHARACTERS

### Activity 1. The synopsis



Read the synopsis of *Nobody's Perfect*. Take a look! Here is a glossary to help:

- **a new term:** a semester of the school year
- **hall:** large room
- **assembly:** a meeting of people
- **to look on the bright side:** to be positive
- **plenty:** lots
- **school trips:** excursions
- **to dance:** to move your body to music
- **to be lost:** to be without a route or plan
- **impressed:** to be surprised in a good way
- **to fall in love:** to be enamoured by someone
- **in order to:** to be able to
- **to win:** to receive a prize/reward
- **competition:** contest

### The synopsis

It is the start of a new term as Wendell High School. Ethan and his friend, J.C, arrive in the main hall. It is the first assembly of the year. J.C. is not happy to be back at school, but Ethan is looking on the bright side. Yes, holidays are over, but there are plenty of good things going on at school, for example: friends, school trips and of course... girls! There is one girl in particular who Ethan is very happy to meet. Her name is Gemma. Gemma is a new student who loves dancing. She is lost on her first day in a new school and cannot find her science class. Ethan and J.C. help Gemma find her way to class. Ethan is very impressed by this new girl at school. In fact, he believes he has fallen in love. Gemma is perfect: long blonde hair, beautiful eyes and she is a dancer. Ethan tries to dance for Gemma, but he is not very good. In order to win Gemma, the girl of his dreams, Ethan decides to learn to dance. If he can dance then maybe Gemma will fall in love with him? Gemma and Ethan become partners in a dance competition in the city. The trouble is, can Ethan ever learn to dance? Could he ever win a dance competition? Most important of all, will this be enough to win Gemma's love?

**B**  
Before

**SESSION 1: SYNOPSIS AND CHARACTERS**




**Take a look!**


Now that you have read the synopsis, look at the pictures below. Each picture shows a part of the story. They are in the wrong order.



• Can you put the story back in order and number each picture from 1 – 6?  
You must re-order the words to read the sentence. *Example: number 2.*



lost - is - Gemma



learns - to dance -  
Ethan - how




**Example:**  
*Ethan is looking on the bright side.*



helps - her class -  
Gemma - Ethan - find -



is - There - at school -  
- a new girl




is - a new term - It



## SESSION 1: SYNOPSIS AND CHARACTERS

### Activity 2. Asking for and giving directions 2



Listen to TRACK 2. Everyone is arriving at school for the first day of term. The new girl at school, Gemma, is lost. She needs to find her science class, but she doesn't know her way around. She asks Ethan and his friend for help and they try to give her directions.

Now read the sentences in the box below. They are lines from the scene. They are about asking for and giving directions. Listen to the track twice more and try to locate them in the extract. Write the ones you hear into the spaces in the text below.

*“at the end of ”*

*“Excuse me”*

*“straight ahead”*

*“really close to”*

*“use the lift”*

*“Do you know where”*

*“on the first floor”*

*“when you get there”*

*“can we help you?”*

*(Gemma appears.)*

**J.C. & Ethan:** Girls!!!!

**Ethan:** *(Ethan slaps friend.)* Ouch! Look at her, she's so beautiful. Who's she?

**J.C.:** Hello!

**Ethan:** Hi.

**Gemma:** How are you guys?

**Ethan:** Cool.

**Gemma:** \_\_\_\_\_, but this is my first day here.

**Ethan:** How \_\_\_\_\_, babe?

**Gemma:** The thing is I don't know where I have to go. I was supposed to go to the Science lab. \_\_\_\_\_ could I find that?

**Ethan:** mmm

**Gemma:** mmm?

**Ethan:** Yeah! The Science lab is \_\_\_\_\_ my Maths class.

**Gemma:** That sounds nice but... Where is your Maths class?

**Ethan:** Two doors down from the French class.

**Gemma:** Are you pulling my leg? This is my first day here. I don't know where any of my classes are.

**Ethan:** All right, I am sorry.

**J.C.:** Science's class is \_\_\_\_\_; no, I'm wrong. It is on the third floor.

**Gemma:** First or third?

**J.C.:** Third. You can \_\_\_\_\_.

**Gemma:** Is there a lift in this school?

**J.C.:** Yes there is.

**Ethan:** Push the button for the third floor and \_\_\_\_\_, the lab is straight ahead. Then, \_\_\_\_\_ the corridor you should find it, if nobody has moved it... Ha ha ha

**Gemma:** Very funny... Lift... Third floor... \_\_\_\_\_.



Now in pairs, practise asking for and giving directions around your classroom or school. Look at the vocabulary you have just learnt, then try and practise without reading from the page. Switch roles after 5 minutes.



## SESSION 1: SYNOPSIS AND CHARACTERS

### Activity 3 (Part A). Getting to know the characters



**Take a look!** The characters from Nobody's Perfect are introducing themselves. Can you help them? Use the information in each box to make up sentences for each character.

*\*Remember... you will need to conjugate the verbs from third person singular 'he/she' to agree with the first person singular 'I'.*

#### CHARACTER 1

##### Ethan

- He is a student
- He goes to Wendell High School
- He is enthusiastic
- He likes girls!



*Hello! Nice to meet you...*

*My name \_\_\_ Ethan. I \_\_\_ a student and*

*I \_\_\_ to Wendell High School. I \_\_\_*

*enthusiastic. I \_\_\_ girls.*

#### CHARACTER 2

##### Gemma

- A new student at Wendell High School
- She has blonde hair and blue eyes
- She likes dancing
- She goes to a dance academy




**B**

Before

**SESSION 1: SYNOPSIS AND CHARACTERS****CHARACTER 3****Dance Teacher**

- He is a dance teacher
- He works at the dance academy
- He teaches Gemma's dance classes
- He is very strict

**Activity 3 (Part B). Describing someone**

3



Listen to TRACK 3 (Scene 1) In this scene Ethan and his friend meet Gemma for the first time. Ethan claims that he has fallen in love and is mesmerised by Gemma! Listen to the words that he uses and circle the ones below that you hear:

temperamental

angry

like heaven

charming

moody

shy

pretty

trendy

beautiful

like a witch

LIKE A STORM just my type

unfriendly

miserable

sweet

smoking hot

like a princess

fashionable


**B**
**SESSION 1: SYNOPSIS AND CHARACTERS**


Now that you have listened to the track, write down some other words which you think could describe Gemma:

---



---



---



Discuss in small groups or in pairs. Once you have finished check with your answers with the teacher. You can listen again if you need to.



Below are two lists of adjectives. Adjectives are used to describe things, including people. There are lots of adjectives and many have an opposite, known as an antonym. Try and match the adjectives to their antonyms (opposites):

<i>beautiful</i>	unkind
friendly	<i>ugly</i>
kind	serious
clever	unfriendly
funny	silly



Now write down a description of someone you know. Use some of these words you help you:

She/he is... \_\_\_\_\_

---

She/he is like a ... \_\_\_\_\_

---

She/he is very good at ... \_\_\_\_\_

---





## SESSION 2: UNDERSTANDING THE PLAY

### Activity 1. Giving instructions

#### PART A

7



Listen to TRACK 7 "A SURPRISE VISIT".

Ethan arrives at the dance academy during Gemma's dance class. Both Gemma and her teacher are surprised to see him, but he may be able to help. Gemma needs a new dance partner and Ethan is wants to learn how to dance.



#### PART B

8

Listen to TRACK 7 "ETHAN LEARNS TO DANCE".

Ethan appears in the dance studio wearing a tutu. He looks ridiculous, but at least he is trying! Gemma and the teacher give him instructions to help. Listen once first, and then read below. Then listen twice more and complete the task.



Look at the instructions below. Circle the ones that you hear and then number them from 1 – 9 in the order that they are said.

Turn around!

Stop

Get in line!

Jump up

Pay attention

Stand up

Kneel down

Enough!

**1. Take that off!**

Come on!

Wave your arms in the air

Sit down

Let's warm up

Stop shouting

Fold your legs

**B**

Before

**SESSION 2: UNDERSTANDING THE PLAY**

Now work on your own to complete the following. You can listen to the scene again if you need to.

- Which verbs in Part B of the previous exercise are used to express action :

**Example: To Stand (Stand up)**

(give four verbs): " \_\_\_\_\_ " , " \_\_\_\_\_ " ,  
" \_\_\_\_\_ " and " \_\_\_\_\_ "


- Do you know any more action verbs? \_\_\_\_\_

- Some of the verbs in the exercise in Part B take **prepositions** to **show a direction or location**, e.g. **Stand up!** . Match the following action verbs to their prepositions:


<b>Stand</b>	in the air
Sit	around
Kneel	<b>up</b>
Wave your arms	down
Turn	off
Take that	down

- The most common prepositions showing location in the English language are: in, on and under.


Under each of the following drawings, write the correct preposition to complete sentence.



The cat is \_\_\_\_\_  
the table.



The cat is \_\_\_\_\_  
the table.



The cat is \_\_\_\_\_  
the box.

**B**

Before


**SESSION 2: UNDERSTANDING THE PLAY****Activity 2. Learning the vocabulary!**

8



Listen again to TRACK 8. The teacher and Gemma are shouting instructions for Ethan to follow, but he is finding it difficult. Can you help him learn the movements by drawing a picture to go with each instruction?

*The first one is done as an example:*

	<p><b>Stand up!</b></p>	<p><b>Fold your legs!</b></p>	<p><b>Stop!</b></p>
<p><b>Turn around!</b></p>	<p><b>Let's warm up!</b></p>	<p><b>Pay attention!</b></p>	



In pairs practise one person calling out the instructions above and the other person doing the actions. Try not to look at your page for the answers! Then switch roles.



Discuss as a class which of these instructions you have heard in your classroom. Write some down.



## SESSION 2: UNDERSTANDING THE PLAY

### Activity 3. The song "Let's Feel the Beat"

 10

Read the lyrics of the song below. Look up any words you don't know in the dictionary.



Listen to TRACK 10. The song written below, which is sung in Scene Two. But careful, there are lines that have been added to the first two verses. Listen first once, then listen again and try to underline them.

#### ***Let's Feel The Beat***

*With you by my side  
We are the perfect team  
I know that I could dance  
If you show me the way  
Take me on holiday!  
We'll make it all right*

*When I hear the music start  
I wanna hold you in my arms*

*Let's feel the beat  
Let's feel the rhythm of your heart  
Let's feel the music of the stars*

*With you by my side  
I can't follow the lines  
And even if we try  
And work night and day  
We won't win the prize*

*When I hear the music start  
It feels amazing  
I wanna hold you in my arms*

*Let's feel the beat  
Let's feel the rhythm of your heart  
Let's feel the music of the stars*

*Let's feel the beat  
Let's feel the rhythm of my heart  
Let's feel the music of the stars*



## SESSION 2: UNDERSTANDING THE PLAY



Discuss as a class, what do you think these lines in the song mean?

*With you by my side  
I know that I could dance  
If you show me the way  
We'll make it all right*

- Try and find examples of what you think this means.
- What does it mean, "to tolerate someone"?
- Why is this important?



Make a note of any ideas you have shared:

---

---

---

---

---

---

---



## SESSION 3: TOWARD THE END

### Activity 1. Saying "Sorry"

 11 & 12



Listen again to TRACK 11 & 12 "A Phone Call". The scene starts with a conversation between Ethan and his friend. Ethan is sad, but he doesn't want to say why. Then, he admits that he is unhappy because he is in love with Gemma. Gemma was rude to Ethan in the dance class and he left. Suddenly, the phone rings and it is Gemma. She is ringing to say sorry.

Now, read the questions below. Then listen to the track twice more and tick the box which accurately describes what is said in the scene.

Here are some useful words and their synonyms to help you understand the dialogue:

- **the matter** – the problem
- **to lie** – to not tell the truth
- **to hang up** – to put the phone down when someone is still talking
- **unfair** – unjust
- **a contest** – a competition
- **to meow** – the noise a cat makes
- **to apologise** – to say sorry
- to accept an apology – to say "it's ok, don't worry" when someone says sorry

### Questions:

1. Ethan arrives home feeling:

- Happy  
 Unhappy  
 Hungry

2. Ethan and his friend agree that Gemma is:

- a real character  
 a monster  
 an alien



## SESSION 3: TOWARD THE END

3. What happens the first time the phone rings?:

- Ethan picks up but the caller hangs up.
- It a man from the television asking to speak to Ethan.
- Ethan does not answer the phone.

4. What does Gemma say she has been to Ethan?:

- Kind.
- The best friend he could ask for.
- Unfair.

5. What animal does Ethan's friend pretend to be?:

- A kangaroo.
- A cat.
- A dog.

6. What happens at the end of the scene?:

- They arrange to be married.
- Ethan accepts Gemma's apology and they agree to start rehearsing again.
- Ethan does not accept Gemma's apology and she leaves, crying.

### Activity 2: What's next?



Think about the extract from Scene 3 (Track 12) that you have just listened to. Are Gemma and Ethan going to make good dance partners? Will Gemma be fair to Ethan and will Ethan learn to dance. Will they win the competition?

Write something about you think is going to happen. Here are some ideas to help you:

*Ethan can learn to dance because.....*  
*Gemma will be kind and.....*  
*Gemma is going to fall in love with Ethan.*  
*Ethan will fall in love with the dance teacher!*  
*They are going to win/lose the competition.*

---



---



---



---



## SESSION 3: TOWARD THE END

### Activity 3. Role plays



Here are three extracts from the play. Choose one to act out in groups.

**Extract One (Track 2)** - Ethan and his friend meet Gemma for the first time. She is lost on her first day at school.

**Friend:** Hello!!!

**Ethan:** Hi.

**Gemma:** How are you guys?

**Ethan:** Cool.

**Gemma:** Excuse me, but this is my first day here.

**Ethan:** How can we help you, babe?

**Gemma:** The thing is I don't know where I have to go. I was supposed to go to the Science lab. Do you know where could I find that?

**Ethan:** mmm

**Gemma:** mmm?

**Ethan:** Yeah! The Science lab is really close to my Maths class.

**Gemma:** That sounds nice but... Where is your Maths class?

**Ethan:** Two doors down from the French class.

**Gemma:** Are you pulling my leg? This is my first day here. I don't know where any of my classes are.

**Ethan:** All right, I am sorry.

**J.C.:** Science's class is on the first floor; no, I'm wrong. It is on the third floor.

**Gemma:** First or third?

**J.C.:** Third. You can use the lift.

**Gemma:** Is there a lift in this school?

**J.C.:** Yes there is.

**Ethan:** Push the button for the third floor and when you get there, the lab is straight ahead. Then, at the end of the corridor you should find it, if nobody has moved it... Ha ha ha

**Gemma:** Very funny... Lift... Third floor... Straight ahead.

*(She leaves).*





## SESSION 3: TOWARD THE END

**Extract Two (Track 8)** - Ethan has arrived for his first dance class. He is wearing a tutu, but Gemma is not very impressed. She tries to give him instructions on how to dance.

*(Ethan appears wearing a big tutu).*

- Gemma:** Is this fiction or fact?  
**Ethan:** How do I look, baby?  
**Gemma:** You look awful.  
**Teacher:** Now you just need a tracksuit.  
**Ethan:** Why are you laughing?  
**Teacher:** Take that off!! We've had enough.  
**Teacher:** Ok! Let's warm up.  
**Ethan:** How do we do that?  
**Gemma:** Let me help you.  
**Teacher:** First! Sit ups!! One, two, three...  
**Ethan:** Do you want to kill me?  
**Teacher:** Don't worry. We'll stop before you die.  
**Ethan:** Oh sure. Easier said than done.  
**Teacher:** Now... Push ups!!!  
**Teacher:** Come on!! One, two, three...  
**Teacher:** And now... Stand up!  
**Ethan:** Are we ready to dance?  
**Teacher:** Not even in your dreams... This is just the beginning.  
**Ethan:** No, This is the end for me.  
**Teacher:** Now let's stretch...



## SESSION 4: EXPRESS YOURSELF!

### Activity 1. The end of the play and your impressions



Now you have seen *Nobody's Perfect!* Was it how you imagined it to be? Look back at your predictions for the ending in Activity 2 'What's Next' Session 3.

Which version did you prefer - your interpretation or the real ending in the play?  
Discuss in groups and then feedback to the class.

*The box below has some words to help you get started...*

**What did you predict the ending to be?**

My predictions were.....

**I prefer my ending / the real ending because.....**

....more (+)...

..it was...

- inventive/predictable
- exciting/boring
- enjoyable
- fun
- interesting
- romantic

.....less (-) ...

**Did you correctly predict the ending of the play?**

- Yes I predicted the ending.
- No I did not predict the ending.



## SESSION 4: EXPRESS YOURSELF!



Look back at Activity 2 'Getting to Know the Characters' in Session 1. Now that you have seen the play, who was your favourite character? Why?

**My favourite character was..... because he/she was.....**

- original
- entertaining
- interesting
- energetic
- sensitive
- creative
- realistic

**My favourite part was when he/she.....**  
.....  
.....  
.....

**Do you like the idea of playing your favourite character?**  
Yes/No, because.....  
.....  
.....



## SESSION 4: EXPRESS YOURSELF!



### Activity 2. The play in general

Did you enjoy Nobody's Perfect? Write a bit about what you thought of:

The story, the characters, the costumes, the stage design and props, the songs...

Write a sentence for each:



Use verbs such as "to like"; "to love"; "to enjoy".



Use verbs such as "to hate" ; "to prefer".

**E.g. I liked** the characters **because** they were funny.

**I hated** the story **because** I don't like dancing...OR, I didn't hate anything!

**I preferred** the props to the costumes **because...**

1. \_\_\_\_\_

\_\_\_\_\_

2. \_\_\_\_\_

\_\_\_\_\_

3 \_\_\_\_\_

\_\_\_\_\_

4 \_\_\_\_\_

\_\_\_\_\_

5. \_\_\_\_\_

\_\_\_\_\_



## SESSION 4: EXPRESS YOURSELF!

### Activity 3. The song "Nobody's Perfect"



Listen to TRACK 15, the final song in the play. Complete the missing lines in the song and then perform it to your classmates.

#### Nobody's Perfect

Everybody has a dream  
It will come \_\_\_\_\_  
\_\_\_\_\_ than you think  
Do you know what I mean?

But a \_\_\_\_\_ is not enough  
You need \_\_\_\_\_  
And something more  
Do you know what I mean?

Nobody's perfect \_\_\_\_\_  
You have to work it  
\_\_\_\_\_ perfect you know  
You'll find the way

Nobody's perfect \_\_\_\_\_  
You have to work it  
Nobody's perfect you know  
You'll find the way

\_\_\_\_\_ has a dream  
It will come \_\_\_\_\_  
Sooner than you think  
Will know what I mean?

But a \_\_\_\_\_  
You \_\_\_\_\_  
And something more  
Do you \_\_\_\_\_ what I mean?

Nobody's perfect you know  
You have to work it  
\_\_\_\_\_ you know  
You'll find the way

Nobody's perfect you know  
\_\_\_\_\_  
Nobody's perfect you know  
You'll \_\_\_\_\_



Get into pairs or small groups and try and invent your own verse to the song. Think about:

- The title and what it means
- Do you want the words to rhyme?



When you finish, perform it to your classmates.

## OTHER SHOWS

### 5° & 6° PRIMARY EDUCATION

A Christmas Carol (*In English*)

Oliver Twist

## Nobody's Perfect

Didactic Project elaborated by  
Nawaf Mumen González



Follow the music that takes you to the dance floor of this absurd comedy, making your pupils burst into laughter. In the best English adapted for them, they will learn that it is not being the best at something that matters, and that what is really important is to do things with enthusiasm, have fun, and enjoy them. They just have to try to learn the steps... and go with the flow.

